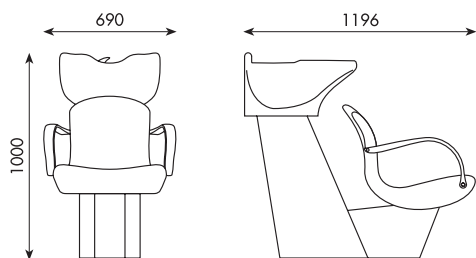


## OASI line

Struttura	Acciaio zincato, verniciato a polvere	Frame	Galvanized steel, powder-coated
Finiture	Grigio scuro -Bianco - Optional grigio chiaro	Finish	Dark grey - White - Optional silver light grey
Lavello	Basculante in ceramica smaltata	Washing Basin	Swivel, enamel-coated
Colori lavello	Bianco o nero	Washing Basin colours	White or black

### OASI - CHIOCCIOLA



K 513/T

K 512/S

Lavello bianco, bracciolo alluminio  
*White washing basin, aluminium arm-rests*

Kg 55  
m<sup>3</sup> 1,00

K 513/S

Lavello nero, bracciolo alluminio  
*Black washing basin, aluminium arm-rests*

Kg 55  
m<sup>3</sup> 1,00

SUPPLEMENTO  
SKAI  
DELUXE

DELUXE  
SIMILAR LEATHER  
SURPLUS CHARGE

#### COLORI COLONNE - AVAILABLE COLOURS FOR STRUCTURE



Struttura grigio antracite  
*Dark grey*



B

Struttura bianca  
*White*



T

struttura grigio chiaro silver  
*Light gray silver*

Supplemento  
*Surplus charge*

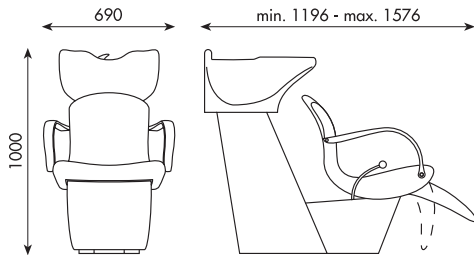


Lavello nero  
*Black washing basin*

PROTEZIONE  
SCHIENALE

PROTECTION  
COVER

# OASI - CHIOCCIOLA RELAX MANUALE



K 514/S

K 514/S

Lavello bianco, bracciolo alluminio  
*White washing basin, aluminium arm-rests*

Kg 60  
m<sup>3</sup> 1,00

K 515/S

Lavello nero, bracciolo alluminio  
*Black washing basin, aluminium arm-rests*

Kg 60  
m<sup>3</sup> 1,00



**SUPPLEMENTO  
SKAI  
DELUXE**

*DELUXE  
SIMILAR LEATHER  
SURPLUS CHARGE*

## COLORI COLONNE - AVAILABLE COLOURS FOR STRUCTURE



Struttura grigio antracite  
*Dark grey*



B

Struttura bianca  
*White*



T

struttura grigio chiaro silver  
*Light gray silver*

Supplemento  
*Surplus charge*



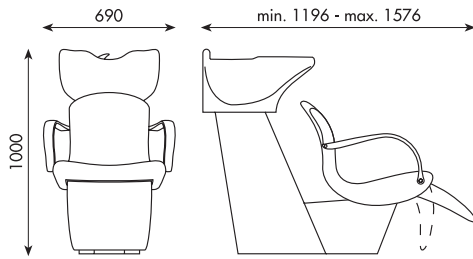
Lavello nero  
*Black washing basin*



**PROTEZIONE  
SCHIENALE**

**PROTECTION  
COVER**

# OASI - CHIOCCIOLA RELAX ELETTRICA



K 517/ST

## CARATTERISTICHE TECNICHE

- Tensione nominale: 220V ~ ±10%
- Frequenza nominale: 50/60Hz
- Potenza nominale: 80VA
- Modo operativo intermittente: 30 min./ora

## TECHNICAL SPECIFICATIONS

- Rated voltage: 220V ~ ±10%
- Rated frequency: 50/60Hz
- Rated power: 80VA
- Intermittent operating mode: 30 min./hour

### K 516/S

Lavello bianco, bracciolo alluminio  
*White washing basin, aluminium arm-rests*

Kg 55  
m<sup>3</sup> 1,00

### K 517/S

Lavello nero, bracciolo alluminio  
*Black washing basin, aluminium arm-rests*

Kg 65  
m<sup>3</sup> 1,00

**SUPPLEMENTO  
SKAI  
DELUXE**

**DELUXE  
SIMILAR LEATHER  
SURPLUS CHARGE**

## COLORI COLONNE - AVAILABLE COLOURS FOR STRUCTURE



Struttura grigio antracite  
*Dark grey*



B

Struttura bianca  
*White*



T

struttura grigio chiaro silver  
*Light gray silver*

Supplemento  
*Surplus charge*



Lavello nero  
*Black washing basin*

**PROTEZIONE  
SCHIENALE**

**PROTECTION  
COVER**