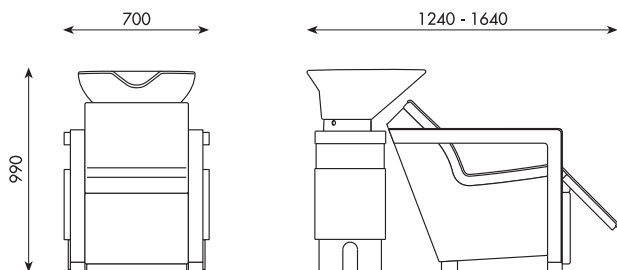


AXOLUTE AIR



Struttura in legno multistrato rivestito. Seduta con inserto in legno multistrato imbottitura in poliuretano espanso. Braccioli in legno massello rivestito. Piede anteriore in fusione di alluminio finitura lucida. Piede posteriore in lamiera inox finitura lucida. Massaggio linfodrenante - tonificante a flusso d'aria con variazione continua. Alzagambe elettrico.

Covered multi-layer wooden frame. Seat with multi-layer wooden frame with polyurethane foam padding. Covered solid wood armrests. Front foot in polished cast aluminium. Back foot in polished stainless steel sheet. Lymphodrainage - toning massage with continual-change air-flow. Electric leg-raiser.



K 6400

K 253

K 253

Poltrona con massaggio linfodrenante - tonificante a flusso d'aria con variazione continua
Lymphodrainage massaging chair - toning up frequently changed air flowing

m³ 0,55

K 6400

Modello lavello bianco
Model white basin

K 6500

Modello lavello nero
Model black basin

m³ 0,55

PER FINITURE LAVAGGI VEDI PAG 116-117 - FOR FINISHES WASH UNITS SEE PAGE 116-117



K 6400



K 6410



K 6420



K 6430



K 6500



K 6510



K 6520



K 6530



SUPPLEMENTO
SKAI
DELUXE

+ € 80,00

DELUXE
SIMILAR LEATHER
SURPLUS CHARGE

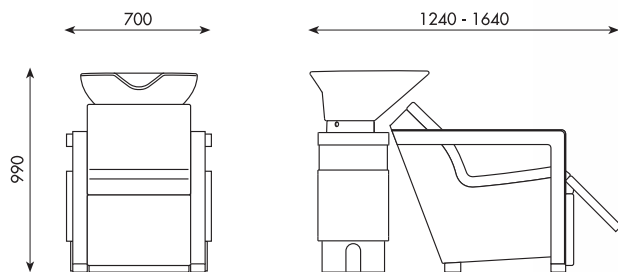


PROTEZIONE
SCHIENALE

€ 29,00

BACK
PROTECTION
SURPLUS CHARGE

AXOLUTE SHIATSU



Struttura in legno multistrato rivestito. Seduta con inserto in legno multistrato imbottitura in poliuretano espanso. Braccioli in legno massello rivestito. Piede anteriore in fusione di alluminio finitura lucida. Piede posteriore in lamiera inox finitura lucida. Massaggio shiatsu ed alzagambe elettrico.

Covered multi-layer wooden frame. Seat with multi-layer wooden frame with polyurethane foam padding. Covered solid wood armrests. Front foot in polished cast aluminium. Back foot in polished stainless steel sheet. Shiatsu massage. Electric leg-raiser.



K 252

K 6400

K 252

Poltrona con massaggio shiatsu
Chair with shiatsu massage



SUPPLEMENTO
SKAI
DELUXE

+ € 56,00

DELUXE
SIMILAR LEATHER
SURPLUS CHARGE

K 6400

Modello lavello bianco
Model white basin

K 6500

Modello lavello nero
Model black basin



PROTEZIONE
SCHIENALE

€ 29,00

BACK
PROTECTION
SURPLUS CHARGE

m³ 0,55

m³ 0,55

PER FINITURE LAVAGGI VEDI PAG 116-117 - FOR FINISHES WASH UNITS SEE PAGE 116-117



K 6400



K 6410



K 6420



K 6430



K 6500



K 6510

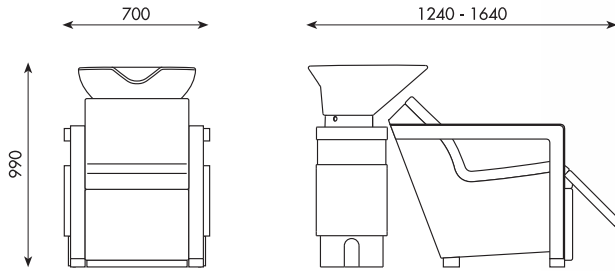


K 6520



K 6530

AXOLUTE RELAX



Struttura in legno multistrato rivestito. Seduta con inserto in legno multistrato imbottitura in poliuretano espanso. Braccioli in legno massello rivestito. Piede anteriore in fusione di alluminio finitura lucida. Piede posteriore in lamiera inox finitura lucida. Alzagambe elettrico

Covered multi-layer wooden frame. Seat with multi-layer wooden frame with polyurethane foam padding. Covered solid wood armrests. Front foot in polished cast aluminium. Back foot in polished stainless steel sheet. Electric leg-raiser.



K 6400

K 251

K 251

Poltrona con poggiamambe elettrico
Chair with electric legrest

m³ 0,55

K 6400

Modello lavello bianco
Model white basin

K 6500

Modello lavello nero
Model black basin

m³ 0,55

PER FINITURE LAVAGGI VEDI PAG 116-117 - FOR FINISHES WASH UNITS SEE PAGE 116-117



K 6400



K 6410



K 6420



K 6430



K 6500



K 6510



K 6520



K 6530



SUPPLEMENTO
SKAI
DELUXE

+ € 56,00

DELUXE
SIMILAR LEATHER
SURPLUS CHARGE

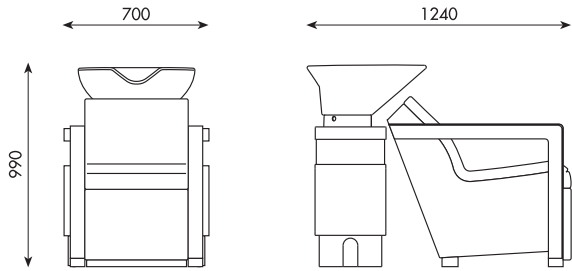


PROTEZIONE
SCHIENALE

€ 29,00

BACK
PROTECTION
SURPLUS CHARGE

AXOLUTE



Struttura in legno multistrato rivestito. Seduta con inserto in legno multistrato imbottitura in poliuretano espanso. Braccioli in legno massello rivestito. Piede anteriore in fusione di alluminio finitura lucida. Piede posteriore in lamiera inox finitura lucida.

Covered multi-layer wooden frame. Seat with multi-layer wooden frame with polyurethane foam padding. Covered solid wood armrests. Front foot in polished cast aluminium. Back foot in polished stainless steel sheet.

K 250

Poltrona senza poggiatesta
Chair without electric legrest

K 6400

Modello lavello bianco
Model white basin

K 6500

Modello lavello nero
Model black basin

m³ 0,55

m³ 0,55

PER FINITURE LAVAGGI VEDI PAG 116-117 - FOR FINISHES WASH UNITS SEE PAGE 116-117



SUPPLEMENTO
SKAI
DELUXE

+ € 44,00

DELUXE
SIMILAR LEATHER
SURPLUS CHARGE



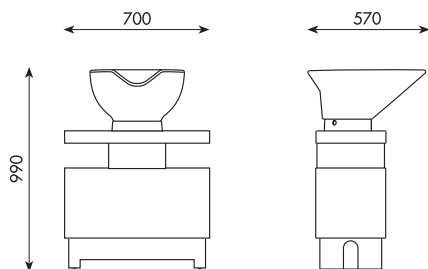
PROTEZIONE
SCHIENALE

€ 29,00

BACK
PROTECTION
SURPLUS CHARGE

NEW!

AXOLUTE



Mobile lavaggio in truciolare bilaminato idrofugo. Piano e colonna in inox finitura lucida. Struttura interna in lamiera di acciaio zincata. Lavello in ceramica. Base in lamiera inox finitura lucida. Piede in plastica.

Wash furniture in waterproof bilaminate chipboard. Polished stainless steel surface and column. Internal structure in polished stainless steel. Ceramic sink. Base in polished stainless steel sheet. Plastic feet.



K 6400



K 6400

Modello Wengè, lavello bianco
Wengè model, white basin



K 6410

Modello silver, lavello bianco
Silver model, white basin

m³ 0,55



K 6420

Modello bianco, lavello bianco
White model, white basin

m³ 0,55

m³ 0,55



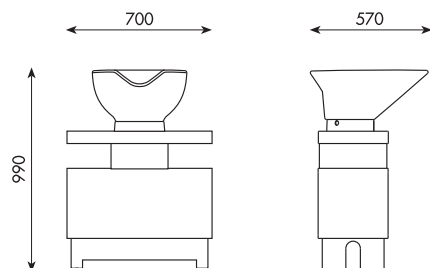
K 6430

Modello nero, lavello bianco
Black model, white basin

m³ 0,55

NEW!

AXOLUTE



Mobile lavaggio in truciolare bilaminato idrofugo. Piano e colonna in inox finitura lucida. Struttura interna in lamiera di acciaio zincata. Lavello in ceramica. Base in lamiera inox finitura lucida. Piede in plastica.

Wash furniture in waterproof bilaminate chipboard. Polished stainless steel surface and column. Internal structure in polished stainless steel. Ceramic sink. Base in polished stainless steel sheet. Plastic feet.



K 6500



K 6500

Modello Wengè, lavello nero
Wengè model, black basin



K 6510

Modello silver, lavello nero
Silver model, black basin

m³ 0,55



K 6520

Modello bianco, lavello nero
White model, black basin

m³ 0,55



K 6530

Modello nero, lavello nero
Black model, black basin

m³ 0,55

m³ 0,55